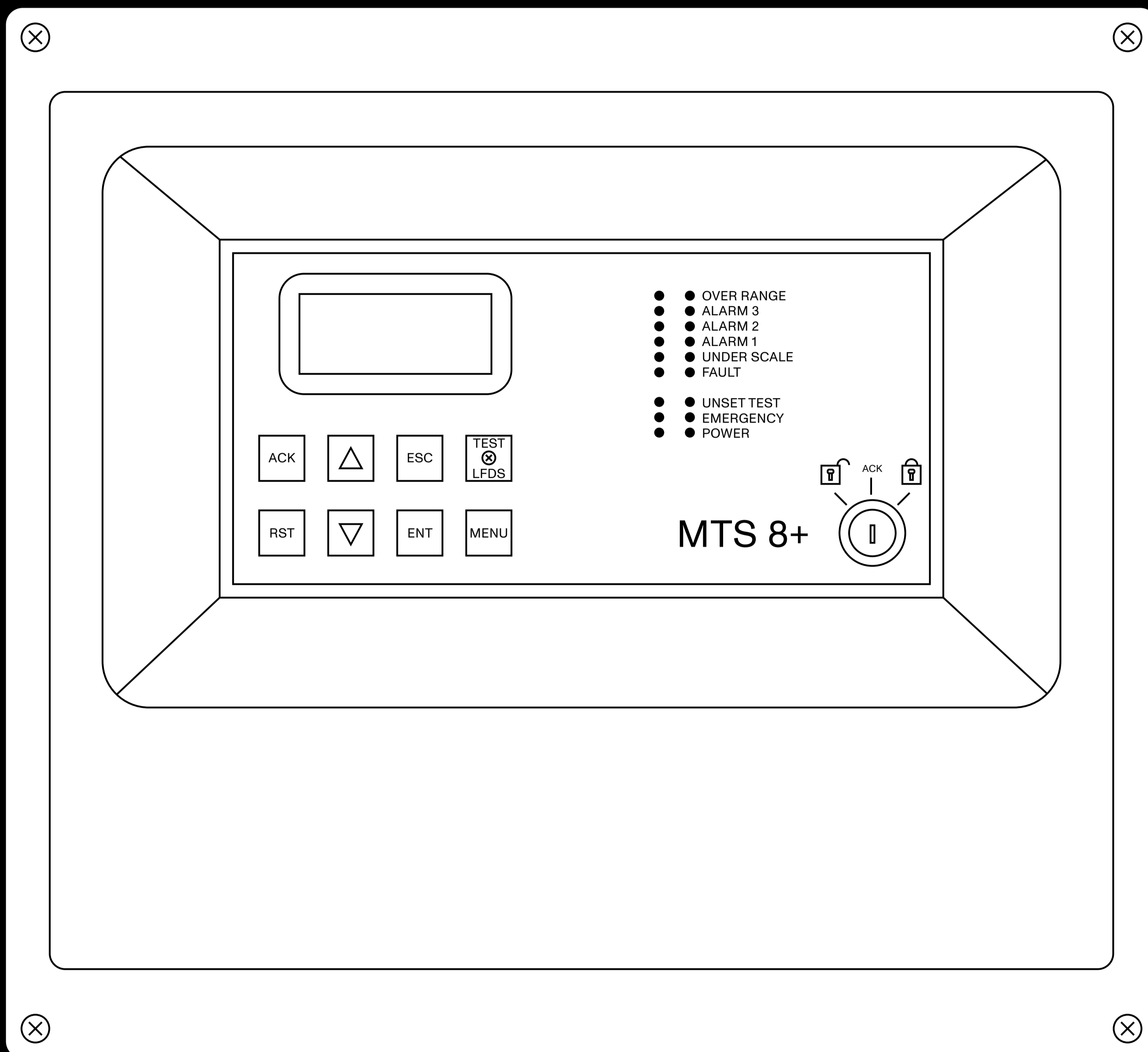


MULTISCAN 8+



Datasheet






MULTISCAN 8+ is an innovative gas control unit, ideal for small plants up to 16 or 24 detectors.

It allows to monitor 8 gas detectors connected directly to the control panel (4-20 mA) and additional 12 or 16 detectors via remote 8-input cards STG/IN8S or directly to the serial line. Every input can be configured for a different kind of gas in order to detect both flammable and toxic compounds, refrigerant gases as well as Oxygen depletion and enrichment. The panel can manage 6 output relays aboard the panel and additional 32 or 48 via the additional board STG/16REL or remote modules STG/OUT16S+STG/8REL.

The backlit LCD display assures a precise indication of the gas concentration being measured and the alarm set points. Mode status LED's provide a visual indication for alarm levels, fault and power-on. An internal buzzer is provided for an audible alarm in case of alarm or fault.

MULTISCAN 8+ is SIL1 and it is ATEX marked as follows:

CE 0051  II (2) G [Ex Gb] II

Electrical data

Power supply	100-240 Vac (power supply with $V_{out}=27.6\text{ V}$ / $I_{out}=2.7\text{A}$) power without mains voltage supplied by two 12V / 7 Ah batteries
Inputs	8 analogue 4-20mA inputs, up to 16 or 24 by using the optional modules: IN4-OUT4: addition of 4 analogue inputs IN8S: addition of 8 analogue inputs
Outputs	6 relays, up to further 32 or 48 outputs can be added: 16REL: addition of 16 relays IN4-OUT4: addition of 4 relays OUT16: addition of 16 O/C outputs (convertible into relays with the 8REL module)
Serial ports	1 x RS485 for field installation 1 x USB or 1 x RS232 for programming, supervision and firmware updating (selectable by a switch)
Communication protocol	Galileo or Modbus for field communication Modbus for the supervision
Absorption	Maximum 1.5 A from mains supply
Relays contact ratings	10A a 250 Vac main board, 16A 250 Vac IN4-OUT4 and 8REL modules, 6A 250 Vac 16REL module

Box

Material	ABS
Dimensions	380x350x120 mm
Weight	8.5 kg
Cable entry	15 knockouts Ø 21mm on the top 8 knockouts Ø 21mm on the back
Wall fixing	Ø 6mm rawlplugs or equivalent



Functionalities

Programming	Configuration with Sensitron software
Operating levels	3, set with key on the front panel
Key operating levels	Three position key to set keyboard lock, acknowledge and keyboard unlock
Set / Unset detectors	Possibility of unset one or more channels for field maintenance
Test	Possibility of channels test field
Supervision	Efficient Modbus protocol for system supervision
Event log	The event log can be visualised from the gas panel or by the software
Date and time	Internal clock with backup to keep the date and time even after a shutdown
Visual indications	LCD display 4rows x 16columns 10 status LEDs
Acoustic indications	Buzzer 60 dB at 1m
Front panel buttons	8 buttons (Ack / Reset / Up / Down / Enter / Esc / Test Led / Menu)

Compliance

EMC	EN 50270:2015
ATEX	ATEX Directive 2014/34/UE EN IEC 60079-0:2018 EN 60079-29-1:2016

Environmental conditions

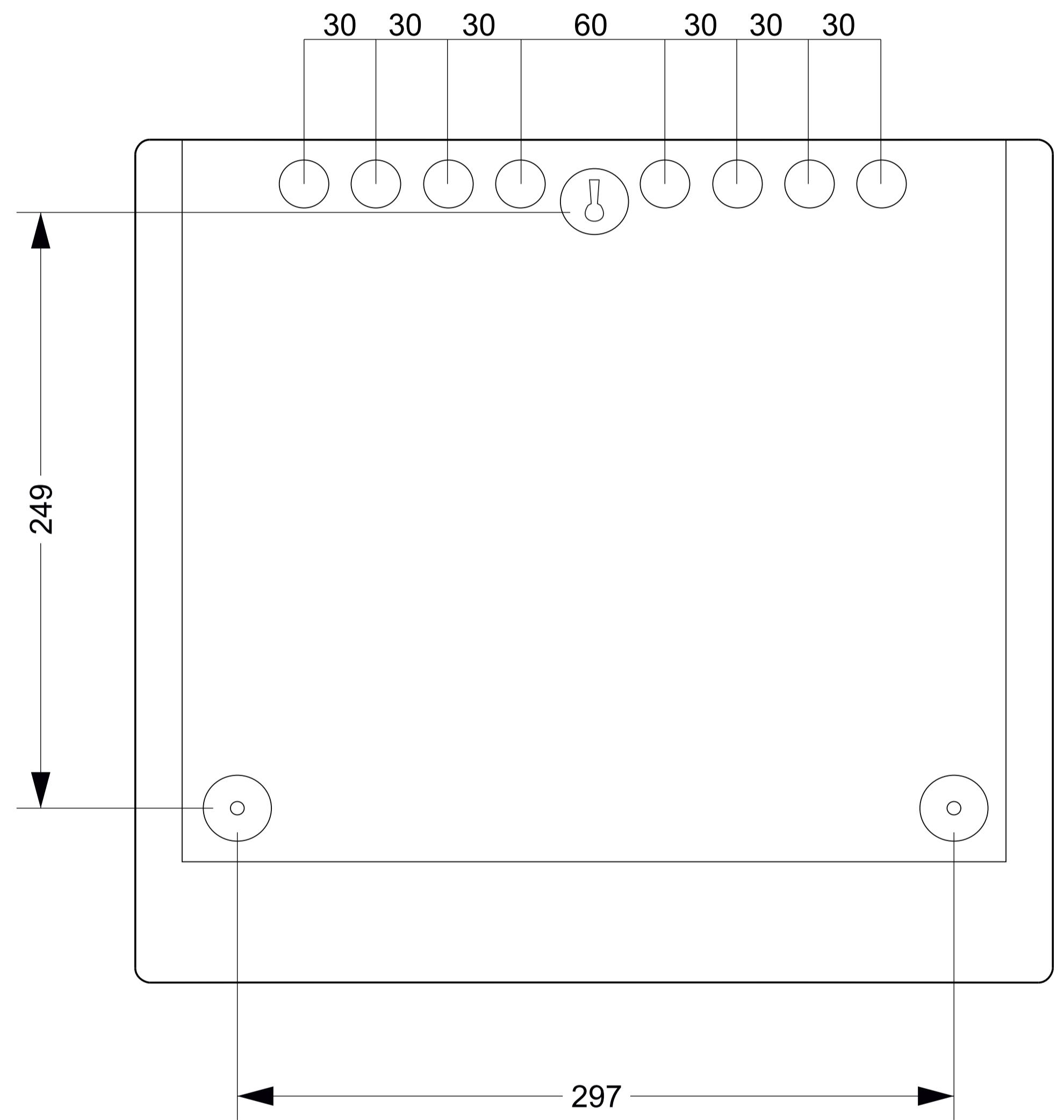

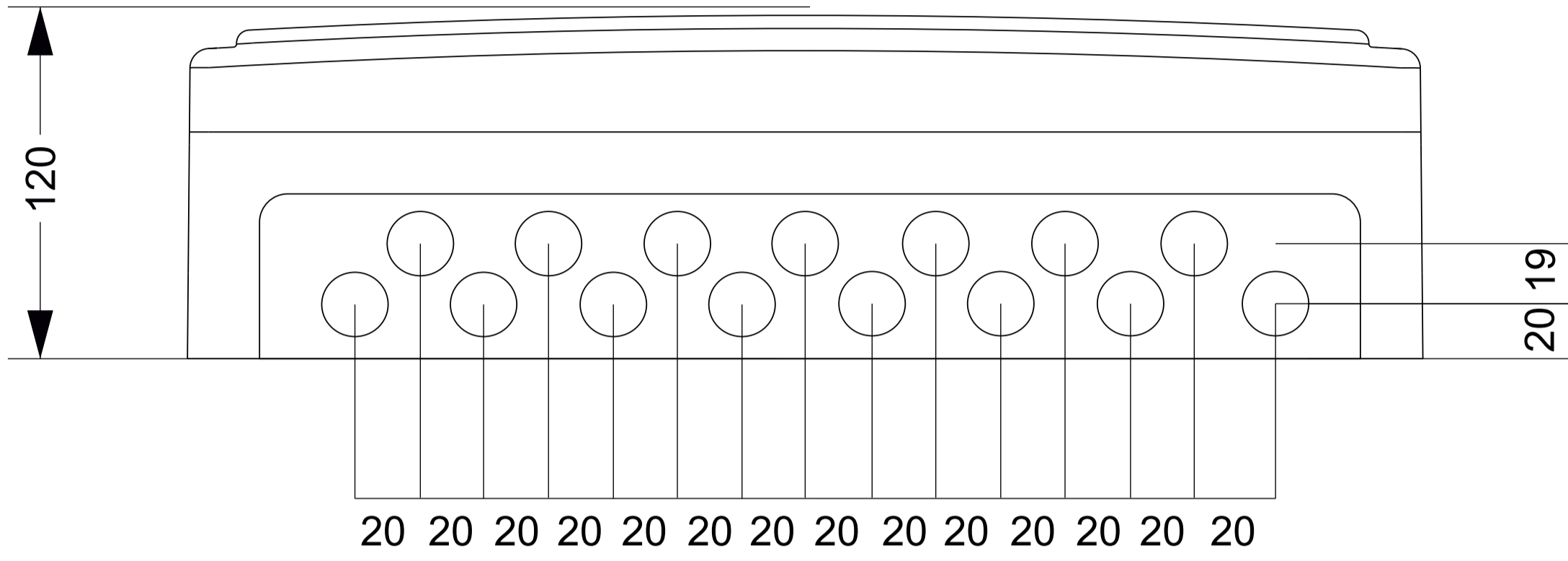
Storage temperature	-20 / +60°C
Operating temperature	0 / +50°C
Operating humidity	15 / 85% RH non condensing

Product codes

STMTS/8+	MULTISCAN 8+ gas panel to monitor up to 16 detectors
STMTS/8+16	MULTISCAN 8+ gas panel to monitor up to 24 detectors
STG/MTSS1-CONF	Software for PC programming
STG/IN4-OUT4-S1	Remote module with 4 analogue inputs and 4 relays
STG/IN8S	Remote module with 8 analogue inputs
STG/OUT16S	Remote module with 16 O/C outputs
STG/8REL	8 relays board to be connected to STG/OUT16
STG/16REL	16-relay card to be connected to MULTISCAN 8+
STG/TCPIP-8+	TCP/IP interface for LAN connection specific for MULTISCAN 8+
STMTS/RTU	Din rail mounted remote unit for events visualization
AL09	24 Vdc power supply for STMTS/RTU
STG/IPBOX	IP65 ABS box for STMTS/RTU



Mechanical drawings (dimensions are in mm)



Contatti/Contacts

Viale della Repubblica, 48
20007 Cornaredo (MI) – ITALY

+39 0293548155
sales@sensitron.it
sensitron.it

Sensitron S.r.l.

